

# Fort Thomas Fire Department

## *Monthly Report*



December 2023





FIRE DEPARTMENT

CHRIS R. AMON, CHIEF  
[camon@ftthomas.org](mailto:camon@ftthomas.org)  
OFFICE – 859-572-1249

130 N. FT. THOMAS AVE.  
FT. THOMAS, KY 41075  
PHONE – 859-441-8393  
FAX – 859-441-6796  
[www.ftthomas.org](http://www.ftthomas.org)

### Fire Department Monthly Report for December 2023

Honorable Mayor and Board of Council,

#### Incident Response

• Fire Incidents	48
• EMS Incidents	118
• Total Incidents	166
• Automatic/Mutual Aid Received	21
• Automatic/Mutual Aid Provided	2

#### Training – Fire/Rescue

- Leadership, Methodology, Haz Mat Refresher, Radio's, Driver's Training, GOGL review

#### Training - EMS

- Pediatric Abusive Head Trauma, Opioids, & EMS Lawsuits, Cold Weather Emergencies, Stress Regulation

#### Activity

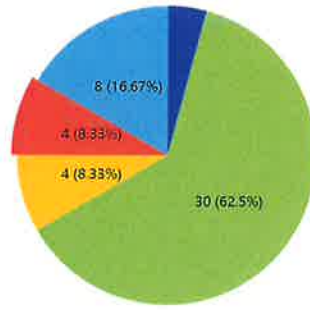
- Provided a “Ride to School on a Fire Truck”
- New donated treadmill installed
- Participated in Holiday Walk
- Began ESO (Records Management) onboarding

Respectfully submitted,

*Chris R. Amon*

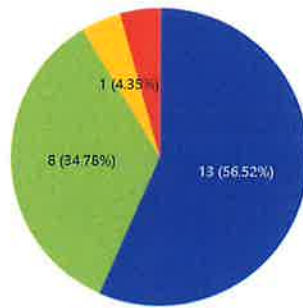
Fire Chief

**Total (48)**



- 1 - Fire
- 3 - Rescue & Emergency Medical Service Incidents
- 4 - Hazardous Condition (No Fire)
- 6 - Good Intent Call
- 7 - False Alarm & False Call

**Total aid given and received (23)**



- Mutual aid received
- Automatic aid received
- Mutual aid given
- Other aid given

# Agency Activity Summary

## Fort Thomas Fire Department

Agency: Fort Thomas Fire Department | Service Date: From 12/01/2023 Through 12/31/2023

**Total Number of ePCRs:** 119

**Total Number of Incidents:** 118

### By Branch

01 Fort Thomas Fire Department = 81

Left Blank = 38

### Billing Disposition (ePCR Data Only)

	#	%		#	%
Treated/Transported	94	79.0%	Dead Prior To Arrival	N/A	N/A
Treated / Transferred Care	N/A	N/A	Dead After Arrival	N/A	N/A
Treated/No Transport (AMA)	N/A	N/A	Treat/Transported by Private Veh.	N/A	N/A
Treated / No Transport (Per Protocol)	N/A	N/A	Assist	N/A	N/A
Transported / Refused Care	N/A	N/A	Other	N/A	N/A
No Transport / Refused Care	21	17.6%	No Patient Found	2	1.7%
Cancelled	2	1.7%			
Left Blank	N/A	N/A			

### Unit Disposition (ePCR Data Only)

Description	#	%
Cancelled Prior to Arrival at Scene	2	1.7%
No Patient Found	2	1.7%
Patient Contact Made	115	96.6%
Left Blank	0	0.0%
<b>Total</b>	<b>119</b>	<b>100.0%</b>

### Patient Evaluation/Care Disposition (ePCR Data Only)

Description	#	%
Not Applicable	4	3.4%
Patient Evaluated and Care Provided	94	79.0%
Patient Refused Evaluation/Care	21	17.6%
Left Blank	0	0.0%
<b>Total</b>	<b>119</b>	<b>100.0%</b>

### Crew Disposition (ePCR Data Only)

Description	#	%
Back in Service, Care/Support Services Refused	21	17.6%
Back in Service, No Care/Support Services Required	4	3.4%
Initiated and Continued Primary Care	94	79.0%
Left Blank	0	0.0%
<b>Total</b>	<b>119</b>	<b>100.0%</b>

### Transport Disposition (ePCR Data Only)

Description	#	%
No Transport	21	17.6%
Not Applicable	4	3.4%
Transport by This EMS Unit (This Crew Only)	94	79.0%
Left Blank	0	0.0%
<b>Total</b>	<b>119</b>	<b>100.0%</b>

<u>Run Type</u>	#	%		#	%
<b>Emergency Runs</b>	116	97.5%	<b>Non-Emergency Runs</b>	2	1.7%
Stand By	N/A	N/A	Stand By	N/A	N/A
Mutual Aid	7	5.9%	Mutual Aid	N/A	N/A
Interfacility	N/A	N/A	Interfacility	N/A	N/A
Intercept	N/A	N/A	Intercept	N/A	N/A
<b>Emergency Runs (Scheduled)</b>	N/A	N/A	<b>Non-Emergency Runs (Scheduled)</b>	N/A	N/A
Stand By	N/A	N/A	Stand By	N/A	N/A
Mutual Aid	N/A	N/A	Mutual Aid	N/A	N/A
Interfacility	N/A	N/A	Interfacility	N/A	N/A
Intercept	N/A	N/A	Intercept	N/A	N/A

Emergency Type Left Blank: 1

### Runs by Unit (ePCR Data Only)

Unit	Total Runs	Treat/Transp	Treat/Transfer	Treat/No Transp(AMA)	Treat/No Transp(PP)	Transp/Ref. Care	Cancelled	Dead Prior Arr	Dead After Arr	T/T Priv Veh	No Trans/Ref. Care	Assist	Other	No Pat. Found
M680	119	94	0	0	0	0	2	0	0	0	21	0	0	2
<b>Total</b>	<b>119</b>	<b>94</b>	<b>0</b>	<b>0</b>	<b>0</b>	<b>0</b>	<b>2</b>	<b>0</b>	<b>0</b>	<b>0</b>	<b>21</b>	<b>0</b>	<b>0</b>	<b>2</b>

### Runs by Service Level (ePCR Data Only)

<u>Dispatched Service Level</u>	#	%	<u>Recommended Service Level</u>	#	%
BLS	74	62.2%	BLS	71	59.7%
ALS	45	37.8%	ALS1	48	40.3%
SCT	N/A	N/A	ALS2	N/A	N/A
			SCT	N/A	N/A
			Rotary Wing	N/A	N/A
			Fixed Wing	N/A	N/A

### Runs by Insurance Type with Service Level (ePCR Data Only) (Multiple)

insurance types may have been marked on a run)

Type	BLS	%	ALS1	%	ALS2	%	SCT	%Rotary Wing	%Fixed Wing	%	Total	%
None	71	59.7%	48	40.3%	N/A	N/A	N/A	N/A	N/A	N/A	119	100.0%

### Runs by Primary PI (ePCR Data Only)

<u>Description</u>	#	%
Abdominal Pain	4	3.4%
Allergic Reaction	2	1.7%
Alt. Level Conscious	6	5.0%
Anxiety	2	1.7%
Back Pain (No Trauma)	2	1.7%
Behavioral Disorder	1	0.8%
CVA/Stroke	1	0.8%
Chest Pain	7	5.9%
Dizziness	2	1.7%
Dyspnea-SOB	10	8.4%
Elevated Temp/Fever	1	0.8%
Flu Symptoms	1	0.8%
GI -Bleed	1	0.8%
Monitoring Required	2	1.7%
No Medical Problem	1	0.8%
OB/Gyn	1	0.8%
OB/Gyn (comp.)	1	0.8%
Poisoning	1	0.8%
Psychiatric Emerg.	2	1.7%
Syncope/Fainting	2	1.7%
Trauma Injury	21	17.6%
Unconscious	1	0.8%
Unknown Medical	9	7.6%

Urinary Bleeding	1	0.8%
Urination Problem	1	0.8%
Vomiting	1	0.8%
Weakness	10	8.4%
<i>Left Blank</i>	25	21.0%
<i>Total</i>	119	100.0%

## Runs by Dispatch (EMD) Code

<u>Description</u>	<u>#</u>	<u>%</u>
E01 Abdominal/Stomach Pain	2	1.7%
E02 Allergies/Sting Reaction	2	1.7%
E04 Assault	1	0.8%
E05 Back Pain/Injury	3	2.5%
E06 Difficulty Breathing	9	7.6%
E10 Chest Injury/Pains	8	6.7%
E12 Convulsions/Seizures	1	0.8%
E13 Diabetic Reaction	1	0.8%
E17 Fall	31	26.1%
E22 Multiple Complaints	5	4.2%
E23 Overdose/Poisoning	1	0.8%
E24 Childbirth/Labor/Maternity	2	1.7%
E25 Psychiatric/Abnormal behavior	2	1.7%
E26 Sick Person	23	19.3%
E28 Stroke	4	3.4%
E29 Traffic/Accidents	8	6.7%
E31 Unconscious/Fainting	6	5.0%
E32 Unknown Problem	4	3.4%
E35 Alarm-Medical Emergency	3	2.5%
EOTSP EMS Transport	3	2.5%
<i>Left Blank</i>	0	0.0%
<i>Total</i>	119	100.0%

**Transport From (Category)**

	#	%
--Left Blank--	119	100.0%
<i>Total</i>	119	100.0%

**Transport From (Facility) (ePCR Data Only)**

	#	%
--Left Blank--	117	98.3%
Highlandspring of Fort Thomas	1	0.8%
VA Medical Center	1	0.8%
<i>Total</i>	119	100.0%

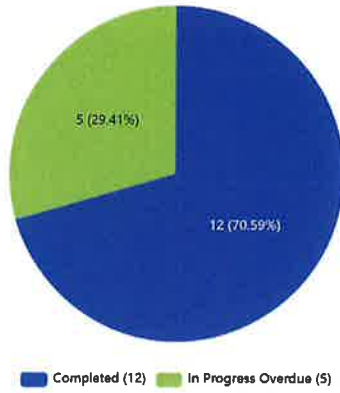
**Transport To (Destination Facility) (ePCR Data Only)**

	#	%
1 St. Elizabeth Ft. Thomas ED	81	68.1%
--Left Blank--	25	21.0%
2 St. Elizabeth Edgewood ED	7	5.9%
3 Christ Hospital	2	1.7%
4 Cincinnati Childrens Hospital	2	1.7%
St. Elizabeth Florence ED.	1	0.8%
5 University Hospital Cincinnati	1	0.8%
<i>Total</i>	119	100.0%



70.59%  
Completed 12 Fire Inspections out of 17  
for Last Calendar Month

Total of Inspections (17)



Total Incidents 2023

