

# Fort Thomas Fire Department

## Monthly Report



**Use your fireplace safely.**

Always use a metal or heat-tempered glass screen when using your fireplace.

U.S. Fire Administration | FEMA | 

November 2023





FIRE DEPARTMENT  
CHRIS R. AMON, CHIEF  
[camon@fithomas.org](mailto:camon@fithomas.org)  
OFFICE – 859-572-1249

130 N. FT. THOMAS AVE.  
FT. THOMAS, KY 41075  
PHONE – 859-441-8393  
FAX – 859-441-6796  
[www.fithomas.org](http://www.fithomas.org)

December 18, 2023  
Fire Department Monthly Report for November 2023

Honorable Mayor and Board of Council,

**Incident Response**

• Fire Incidents	42
• EMS Incidents	100
• Total Incidents	142
• Automatic/Mutual Aid Received	16
• Automatic/Mutual Aid Provided	4

**Training – Fire/Rescue**

- Leadership, Methodology, Haz Mat Refresher, Firefighter Safety and Flammable Liquids, GOGL review

**Training - EMS**

Airway, Oxygenation, Ventilation & Pediatric Cardiac Arrest

**Activity**

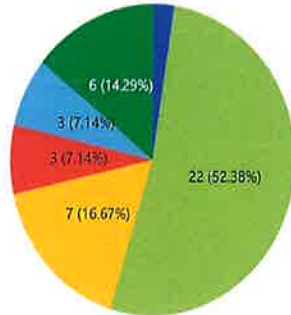
- Seven members attended NKY Officer Learning Symposium
- Completed Hydrant Winterization
- Gator Delivered
- Completed Departmental ACLS Training

Respectfully submitted,

*Chris R. Amon*

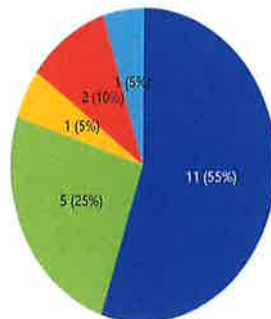
Fire Chief

**Total (42)**



- 2 - Overpressure Rupture, Explosion, Overheat(no fire)
- 3 - Rescue & Emergency Medical Service Incident
- 4 - Hazardous Condition (No Fire)
- 5 - Service Call
- 6 - Good Intent Call
- 7 - False Alarm & False Call

**Total aid given and received (20)**



- Mutual aid received
- Automatic aid received
- Mutual aid given
- Automatic aid given
- Other aid given

# Agency Activity Summary

Fort Thomas Fire Department

Agency: Fort Thomas Fire Department | Service Date: From 11/01/2023 Through 11/30/2023

**Total Number of ePCRs:** 100

**Total Number of Incidents:** 100

## By Branch

01 Fort Thomas Fire Department = 49      *Left Blank* = 51

## Billing Disposition (ePCR Data Only)

	#	%		#	%
Treated/Transported	78	78.0%	Dead Prior To Arrival	N/A	N/A
Treated / Transferred Care	N/A	N/A	Dead After Arrival	N/A	N/A
Treated/No Transport (AMA)	N/A	N/A	Treat/Transported by Private Veh.	N/A	N/A
Treated / No Transport (Per Protocol)	N/A	N/A	Assist	N/A	N/A
Transported / Refused Care	N/A	N/A	Other	N/A	N/A
No Transport / Refused Care	18	18.0%	No Patient Found	N/A	N/A
Cancelled	4	4.0%			
<i>Left Blank</i>	N/A	N/A			

## Unit Disposition (ePCR Data Only)

Description	#	%
Cancelled Prior to Arrival at Scene	4	4.0%
Patient Contact Made	96	96.0%
<i>Left Blank</i>	0	0.0%
<i>Total</i>	100	100.0%

## Patient Evaluation/Care Disposition (ePCR Data Only)

Description	#	%
Not Applicable	4	4.0%
Patient Evaluated and Care Provided	78	78.0%
Patient Refused Evaluation/Care	18	18.0%
<i>Left Blank</i>	0	0.0%
<i>Total</i>	100	100.0%

## Crew Disposition (ePCR Data Only)

Description	#	%
Back in Service, Care/Support Services Refused	18	18.0%
Back in Service, No Care/Support Services Required	4	4.0%
Initiated and Continued Primary Care	78	78.0%
<i>Left Blank</i>	0	0.0%
<i>Total</i>	100	100.0%

## Transport Disposition (ePCR Data Only)

Description	#	%
No Transport	18	18.0%
Not Applicable	4	4.0%
Transport by This EMS Unit (This Crew Only)	78	78.0%
<i>Left Blank</i>	0	0.0%
<i>Total</i>	100	100.0%

<b>Run Type</b>	<b>#</b>	<b>%</b>		<b>#</b>	<b>%</b>
<b>Emergency Runs</b>	99	99.0%	<b>Non-Emergency Runs</b>	1	1.0%
Stand By	N/A	N/A	Stand By	N/A	N/A
Mutual Aid	6	6.0%	Mutual Aid	N/A	N/A
Interfacility	N/A	N/A	Interfacility	N/A	N/A
Intercept	N/A	N/A	Intercept	N/A	N/A
<b>Emergency Runs (Scheduled)</b>	N/A	N/A	<b>Non-Emergency Runs (Scheduled)</b>	N/A	N/A
Stand By	N/A	N/A	Stand By	N/A	N/A
Mutual Aid	N/A	N/A	Mutual Aid	N/A	N/A
Interfacility	N/A	N/A	Interfacility	N/A	N/A
Intercept	N/A	N/A	Intercept	N/A	N/A

Emergency Type Left Blank: 0

### Runs by Unit (ePCR Data Only)

Unit	Total Runs	Treat/Transp	Treat/Transfer	Treat/No Transp(AMA)	Treat/No Transp(PP)	Transp/Ref. Care	Cancelled	Prior Arr	Dead After Arr	Dead Prior Arr	T/T Priv Veh	No Trans/Ref. Care	Assist	Other	No Pat. Found
M680	100	78	0	0	0	0	4	0	0	0	0	18	0	0	0
<b>Total</b>	<b>100</b>	<b>78</b>	<b>0</b>	<b>0</b>	<b>0</b>	<b>0</b>	<b>4</b>	<b>0</b>	<b>0</b>	<b>0</b>	<b>0</b>	<b>18</b>	<b>0</b>	<b>0</b>	<b>0</b>

### Runs by Service Level (ePCR Data Only)

Dispatched Service Level	#	%	Recommended Service Level	#	%
BLS	60	60.0%	BLS	60	60.0%
ALS	40	40.0%	ALS1	39	39.0%
SCT	N/A	N/A	ALS2	1	1.0%
			SCT	N/A	N/A
			Rotary Wing	N/A	N/A
			Fixed Wing	N/A	N/A

### Runs by Insurance Type with Service Level (ePCR Data Only) (Multiple)

insurance types may have been marked on a run)

Type	BLS	%	ALS1	%	ALS2	%	SCT	%Rotary Wing	%Fixed Wing	%	Total	%
None	60	60.0%	39	39.0%	1	1.0%	N/A	N/A	N/A	N/A	100	100.0%

### Runs by Primary PI (ePCR Data Only)

Description	#	%
Abdominal Pain	7	7.0%
Airway Obstruction	1	1.0%
Alt. Level Conscious	2	2.0%
Anxiety	1	1.0%
Back Pain (No Trauma)	2	2.0%
CVA/Stroke	2	2.0%
Cardiac Arrest	2	2.0%
Cardiac Symptoms	1	1.0%
Chest Pain	2	2.0%
Diabetic Symptoms	2	2.0%
Dizziness	3	3.0%
Dyspnea-SOB	5	5.0%
Elevated Temp/Fever	3	3.0%
Flu Symptoms	1	1.0%
GI -Diarrhea	1	1.0%
Headache (no trauma)	1	1.0%
Monitoring Required	1	1.0%
Nausea	1	1.0%
Pneumonia Symptoms	1	1.0%
Psychiatric Emerg.	3	3.0%
Seizure	4	4.0%
Sore Throat	1	1.0%
Syncope/Fainting	1	1.0%

Trauma Injury	8	8.0%
Unconscious	2	2.0%
Unknown Medical	11	11.0%
Weakness	9	9.0%
<i>Left Blank</i>	22	22.0%
<i>Total</i>	100	100.0%

### Runs by Dispatch (EMD) Code

Description	#	%
E01 Abdominal/Stomach Pain	3	3.0%
E05 Back Pain/Injury	2	2.0%
E06 Difficulty Breathing	9	9.0%
E10 Chest Injury/Pains	3	3.0%
E11 Choking	2	2.0%
E12 Convulsions/Seizures	4	4.0%
E13 Diabetic Reaction	3	3.0%
E17 Fall	26	26.0%
E18 Headache	2	2.0%
E19 Heart Problems	3	3.0%
E20 Hemorrhage/Lacerations	1	1.0%
E22 Multiple Complaints	1	1.0%
E23 Overdose/Poisoning	2	2.0%
E25 Psychiatric/Abnormal behavior	4	4.0%
E26 Sick Person	15	15.0%
E28 Stroke	2	2.0%
E29 Traffic/Accidents	3	3.0%
E30 Traumatic Injuries	1	1.0%
E31 Unconscious/Fainting	7	7.0%
E32 Unknown Problem	2	2.0%
E34 DOA-Death Investigation	1	1.0%
E35 Alarm-Medical Emergency	2	2.0%
EOTSP EMS Transport	2	2.0%
Left Blank	0	0.0%
<hr/> Total	100	100.0%

**Transport From (Category)**

	#	%
--Left Blank--	100	100.0%
<i>Total</i>	100	100.0%

**Transport From (Facility) (ePCR Data Only)**

	#	%
--Left Blank--	98	98.0%
Carmel Manor	1	1.0%
VA Medical Center	1	1.0%
<i>Total</i>	100	100.0%

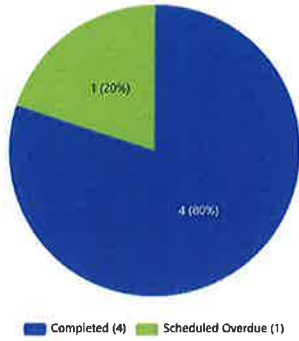
**Transport To (Destination Facility) (ePCR Data Only)**

	#	%
1 St. Elizabeth Ft. Thomas ED	65	65.0%
--Left Blank--	22	22.0%
4 Cincinnati Childrens Hospital	4	4.0%
2 St. Elizabeth Edgewood ED	3	3.0%
Veteran's Hospital Cincinnati	3	3.0%
3 Christ Hospital	2	2.0%
5 University Hospital Cincinnati	1	1.0%
<i>Total</i>	100	100.0%



80%  
Completed 4 Fire Inspections out of 5  
for Last Calendar Month

Total of Inspections (5)



Total Incidents 2023

