

Highland Hills Park

770 out of 774 people answered this question

1	Once or twice a year	287 / 37%
2	Once or twice a month	232 / 30%
3	Seldom or never	132 / 17%
4	1 or 2 times a week	84 / 11%
5	Daily	21 / 3%
6	Once or twice a month	7 / 1%
7	Once or twice a year	4 / 1%
8	1 or 2 times a week	3 / 0%
9	Daily	0 / 0%

Rossford Park

771 out of 774 people answered this question

1	Seldom or never	271 / 35%
2	Once or twice a year	246 / 32%
3	Once or twice a month	171 / 22%
4	1 or 2 times a week	62 / 8%
5	Daily	9 / 1%
6	Once or twice a year	6 / 1%
7	1 or 2 times a week	4 / 1%
8	Once or twice a month	2 / 0%
9	Daily	0 / 0%

Tower Park

770 out of 774 people answered this question

1	Once or twice a month	366 / 48%
2	1 or 2 times a week	212 / 28%
3	Once or twice a year	121 / 16%
4	Daily	46 / 6%
5	Seldom or never	10 / 1%
6	1 or 2 times a week	6 / 1%
7	Once or twice a month	6 / 1%
8	Daily	2 / 0%
9	Once or twice a year	1 / 0%

Gateway Parks

759 out of 774 people answered this question

1	Seldom or never	588 / 77%
2	Once or twice a year	107 / 14%
3	Once or twice a month	43 / 6%
4	1 or 2 times a week	14 / 2%
5	Daily	3 / 0%
6	Once or twice a year	3 / 0%
7	Once or twice a month	1 / 0%
8	1 or 2 times a week	0 / 0%
9	Daily	0 / 0%

Riggs Memorial Park

770 out of 774 people answered this question

1	Seldom or never	558 / 72%
2	Once or twice a year	128 / 17%

3	Once or twice a month	49 / 6%
4	1 or 2 times a week	24 / 3%
5	Daily	7 / 1%
6	Once or twice a year	3 / 0%
7	Once or twice a month	1 / 0%
8	1 or 2 times a week	0 / 0%
9	Daily	0 / 0%

Landmark Tree Trail

764 out of 774 people answered this question

1	Seldom or never	369 / 48%
2	Once or twice a year	272 / 36%
3	Once or twice a month	91 / 12%
4	1 or 2 times a week	20 / 3%
5	Once or twice a year	6 / 1%
6	Daily	3 / 0%
7	Once or twice a month	2 / 0%
8	Daily	1 / 0%
9	1 or 2 times a week	0 / 0%

Other Park Trails **WITHIN FORT THOMAS**

769 out of 774 people answered this question

1	Seldom or never	408 / 53%
2	Once or twice a year	241 / 31%
3	Once or twice a month	95 / 12%
4	1 or 2 times a week	15 / 2%

5	Once or twice a year	5 / 1%
6	Daily	4 / 1%
7	Once or twice a month	1 / 0%
8	1 or 2 times a week	0 / 0%
9	Daily	0 / 0%

Aquatic Facilities (pool, splash pad)

770 out of 774 people answered this question

Average: 6.46

0	1	2	3	4	5	6	7	8	9	10
---	---	---	---	---	---	---	---	---	---	----

No Opinion

Moderate

High

10		237 / 31%
8		96 / 12%
5		79 / 10%
1		76 / 10%
7		60 / 8%
6		48 / 6%
9		46 / 6%
0		42 / 5%
2		36 / 5%
3		29 / 4%
4		21 / 3%

High School Athletic Facilities (fields, courts, etc.) in one central location

770 out of 774 people answered this question

Average: 4.22


0	1	2	3	4	5	6	7	8	9	10
---	---	---	---	---	---	---	---	---	---	----



Additional Shelters

771 out of 774 people answered this question

Average: 4.48


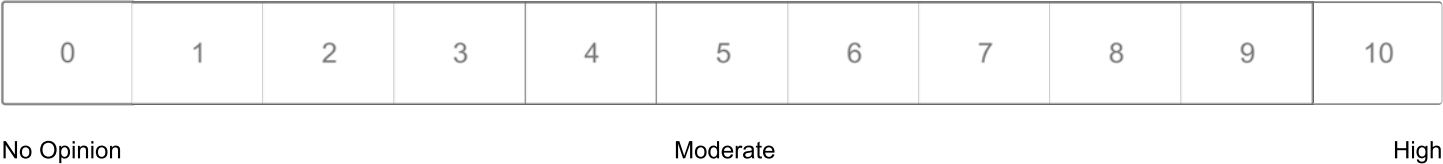




Enhancement of existing trails

770 out of 774 people answered this question

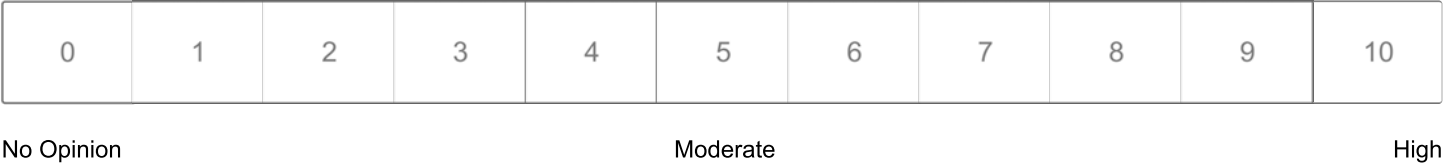
Average: 6.06



Additional trails

769 out of 774 people answered this question

Average: 5.82





Average: 5.25

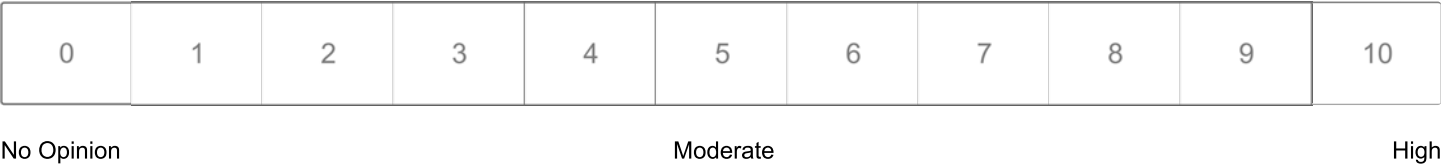




Playgrounds

770 out of 774 people answered this question

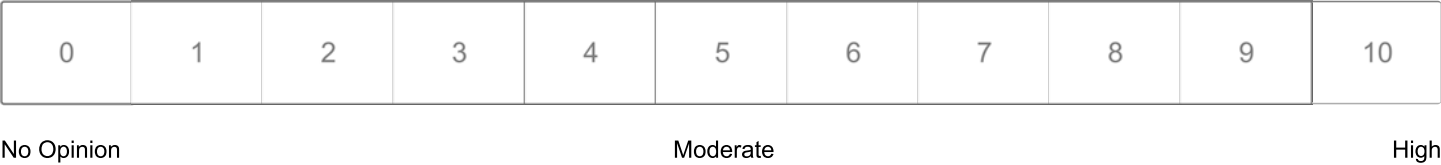
Average: 5.95



Add specialized courts (bocci ball, pickle ball)

769 out of 774 people answered this question

Average: 4.66

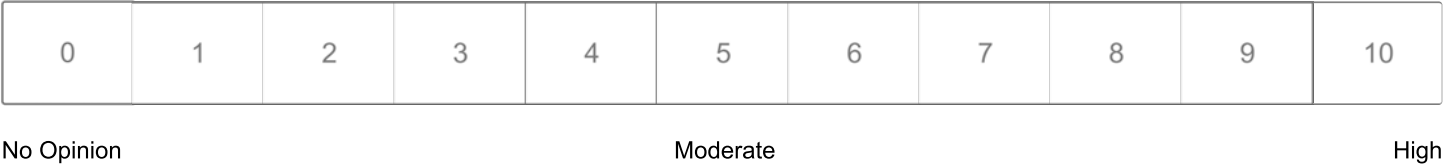




Frisbee Golf

768 out of 774 people answered this question

Average: 4.20



10/12/2018	General report - FTCP 3 - Parks & Open Spaces
4	46 / 6%
9	11 / 1%

Dog Park

769 out of 774 people answered this question

Average: 4.88

0	1	2	3	4	5	6	7	8	9	10
---	---	---	---	---	---	---	---	---	---	----

No Opinion

Moderate

High

5	115 / 15%
1	100 / 13%
10	92 / 12%
7	84 / 11%
0	76 / 10%
8	63 / 8%
6	62 / 8%
3	61 / 8%
2	50 / 7%
4	37 / 5%
9	29 / 4%

Create or improve pedestrian links and pathways connecting the parks/recreation areas/open spaces with other LOCATIONS in the city

767 out of 774 people answered this question

Average: 6.51

0	1	2	3	4	5	6	7	8	9	10
---	---	---	---	---	---	---	---	---	---	----

No Opinion

Moderate

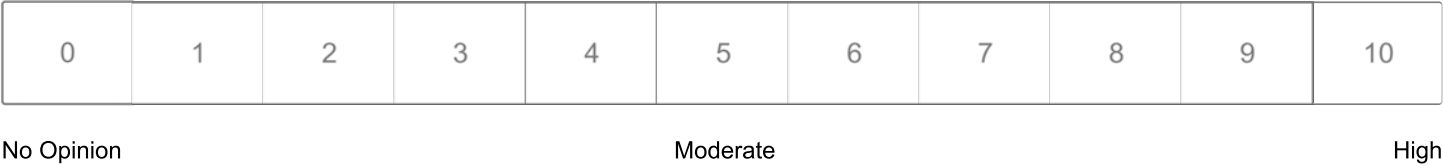
High



Create or improve vehicular links

769 out of 774 people answered this question

Average: 4.50





Average: 5.22

High



Average: 3.31

High



Native landscape installation/restoration (i.e., reforestation, natural meadow, invasive species removal)

769 out of 774 people answered this question

Average: 6.24



No Opinion

Moderate

High



10/12/2018	General report - FTCP 3 - Parks & Open Spaces
0	35 / 5%
2	35 / 5%

Community garden(s)

767 out of 774 people answered this question

Average: 6.06

0	1	2	3	4	5	6	7	8	9	10
No Opinion					Moderate					High

10	137 / 18%
5	114 / 15%
7	101 / 13%
8	92 / 12%
3	63 / 8%
6	61 / 8%
1	50 / 7%
9	47 / 6%
4	44 / 6%
2	32 / 4%
0	26 / 3%

Fitness classes (yoga, boot camps, etc.)

771 out of 774 people answered this question

Average: 5.66

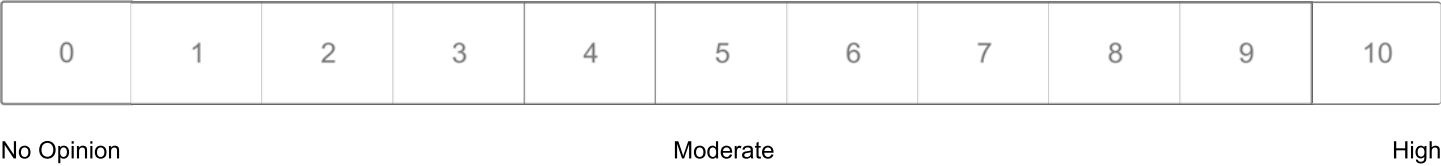
0	1	2	3	4	5	6	7	8	9	10
No Opinion					Moderate					High



Recreation / sports leagues (kickball, soccer, flag football, chess/table tennis tournaments etc.)

769 out of 774 people answered this question

Average: 6.09



0	<div></div>	39 / 5%
2	<div></div>	30 / 4%

Guided hikes (bird watching, seasonal, flashlight hikes, etc.)

771 out of 774 people answered this question

Average: 5.19

0	1	2	3	4	5	6	7	8	9	10
---	---	---	---	---	---	---	---	---	---	----

No Opinion

Moderate

High

5	<div></div>	131 / 17%
6	<div></div>	95 / 12%
7	<div></div>	95 / 12%
10	<div></div>	83 / 11%
8	<div></div>	71 / 9%
1	<div></div>	70 / 9%
0	<div></div>	60 / 8%
3	<div></div>	55 / 7%
2	<div></div>	47 / 6%
4	<div></div>	38 / 5%
9	<div></div>	26 / 3%

Art classes (painting, photography, wood working, etc.)

768 out of 774 people answered this question

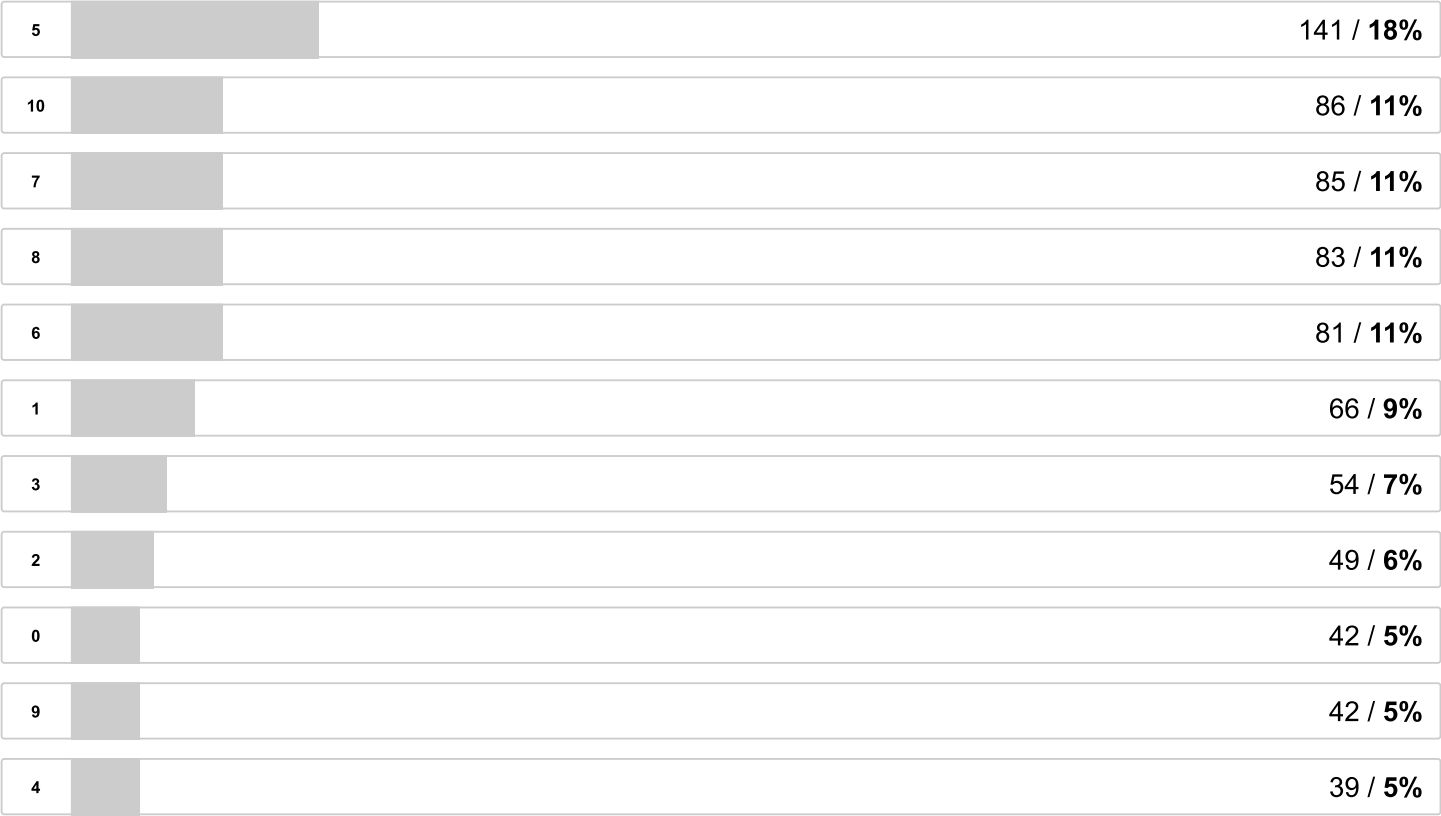
Average: 5.43

0	1	2	3	4	5	6	7	8	9	10
---	---	---	---	---	---	---	---	---	---	----

No Opinion

Moderate

High



Outdoor skills classes (gardening, composting, camping/ survival, etc.)

770 out of 774 people answered this question

Average: 5.70



No Opinion

Moderate

High



2		42 / 5%
9		39 / 5%

Movies

771 out of 774 people answered this question

Average: 5.32

0	1	2	3	4	5	6	7	8	9	10
---	---	---	---	---	---	---	---	---	---	----

No Opinion

Moderate

High

5		149 / 19%
7		108 / 14%
6		83 / 11%
10		76 / 10%
1		72 / 9%
8		66 / 9%
4		56 / 7%
2		49 / 6%
3		49 / 6%
0		33 / 4%
9		30 / 4%

Festivals (City Flea, food, music, art/crafts, Makerfaire, etc.)

771 out of 774 people answered this question

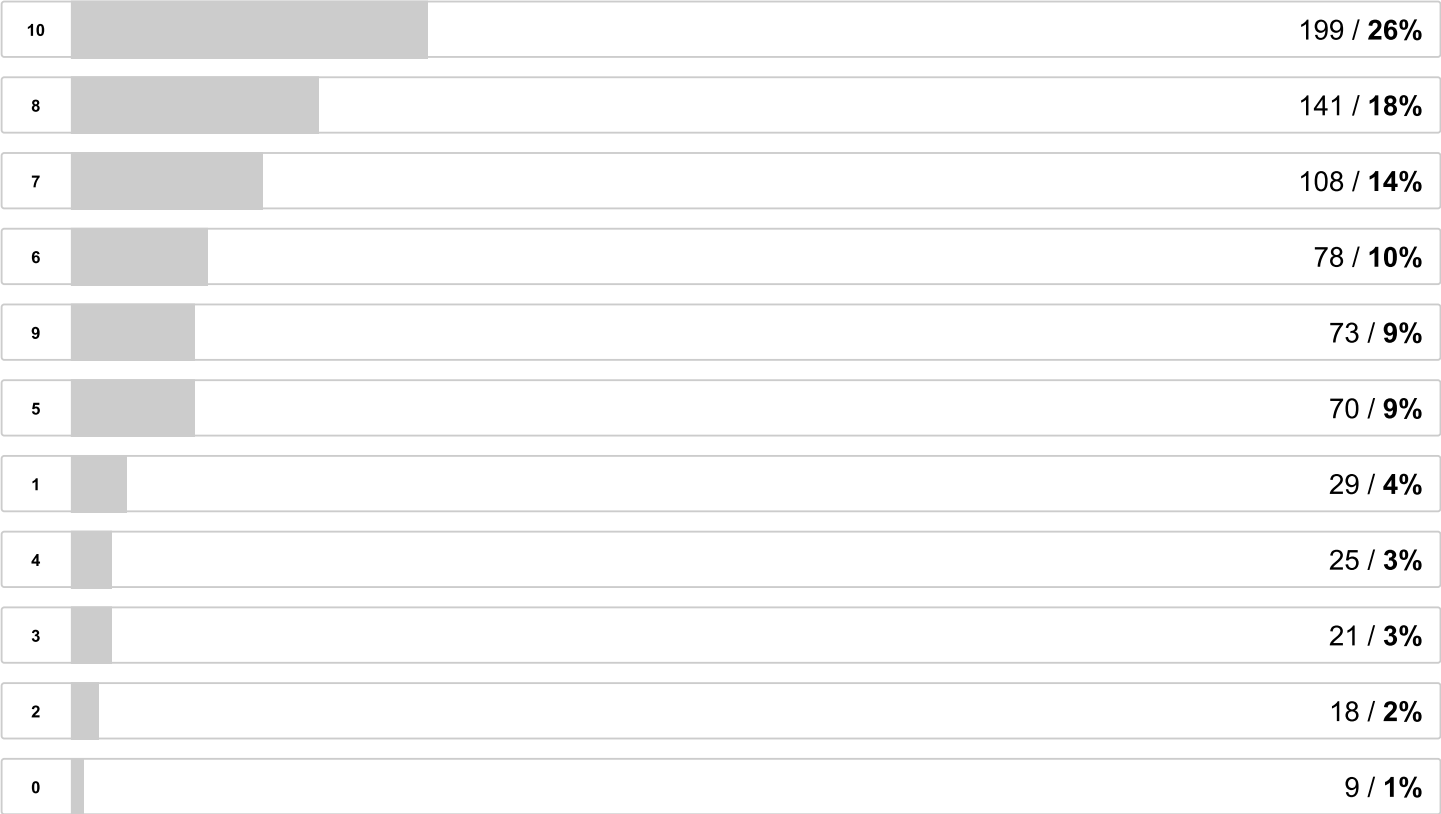
Average: 7.23

0	1	2	3	4	5	6	7	8	9	10
---	---	---	---	---	---	---	---	---	---	----

No Opinion

Moderate

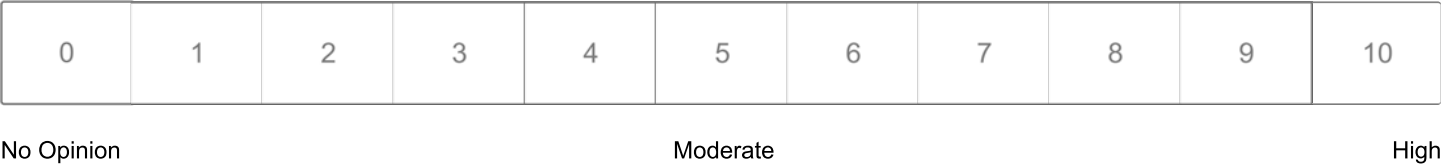
High



Concerts

768 out of 774 people answered this question

Average: 7.05





Children's events (Children's theatre, story time, etc.)

768 out of 774 people answered this question


Average: 6.61



No Opinion

Moderate

High



Networking (Happy Hours, Yappy Hours, Young Professionals)

771 out of 774 people answered this question


Average: 5.29



No Opinion

Moderate

High



Other

635 out of 774 people answered this question

Average: 2.02



No Opinion

Moderate

High



4		6 / 1%
7		5 / 1%

Thinking about the parks/recreation areas/open spaces **INSIDE OF FORT THOMAS** that you visit the most, what amenities draw you to these areas?

760 out of 774 people answered this question

1	Walking/Hiking Trails	497 / 65%
2	Events	490 / 64%
3	Playgrounds	454 / 60%
4	Ballfields	210 / 28%
5	Shelters	194 / 26%
6	Dog Park	163 / 21%
7	Bike Trails	113 / 15%
8	Other	24 / 3%
9	Walking/Hiking Trails	9 / 1%

Thinking about the parks/recreation areas/open spaces **OUTSIDE OF FORT THOMAS** that you visit the most, what amenities draw you to these areas?

749 out of 774 people answered this question

1	Events	415 / 55%
2	Adjacent restaurants/retail	407 / 54%
3	Walking/Hiking Trails	383 / 51%
4	Splash Pads	306 / 41%
5	Pools	289 / 39%
6	Playgrounds	246 / 33%
7	Interactive Elements	209 / 28%
8	Fitness facilities	188 / 25%

9	Bike Trails	180 / 24%
10	Artwork	148 / 20%
11	Dog Park	84 / 11%
12	Shelters	66 / 9%
13	Other	22 / 3%
14	Events	9 / 1%
15	Walking/Hiking Trails	7 / 1%

Are you willing to get involved and serve as a volunteer for any of the following (select all that apply) if a Ft. Thomas Volunteer program was created/managed?

498 out of 774 people answered this question

1	Special Events	256 / 51%
2	Parks (i.e., vegetation cleanup, landscaping, watering)	194 / 39%
3	Trail System (i.e., clearing and maintenance)	191 / 38%
4	Recreation Department Sponsored Events	164 / 33%
5	Art Around Towne	137 / 28%
6	Other	18 / 4%